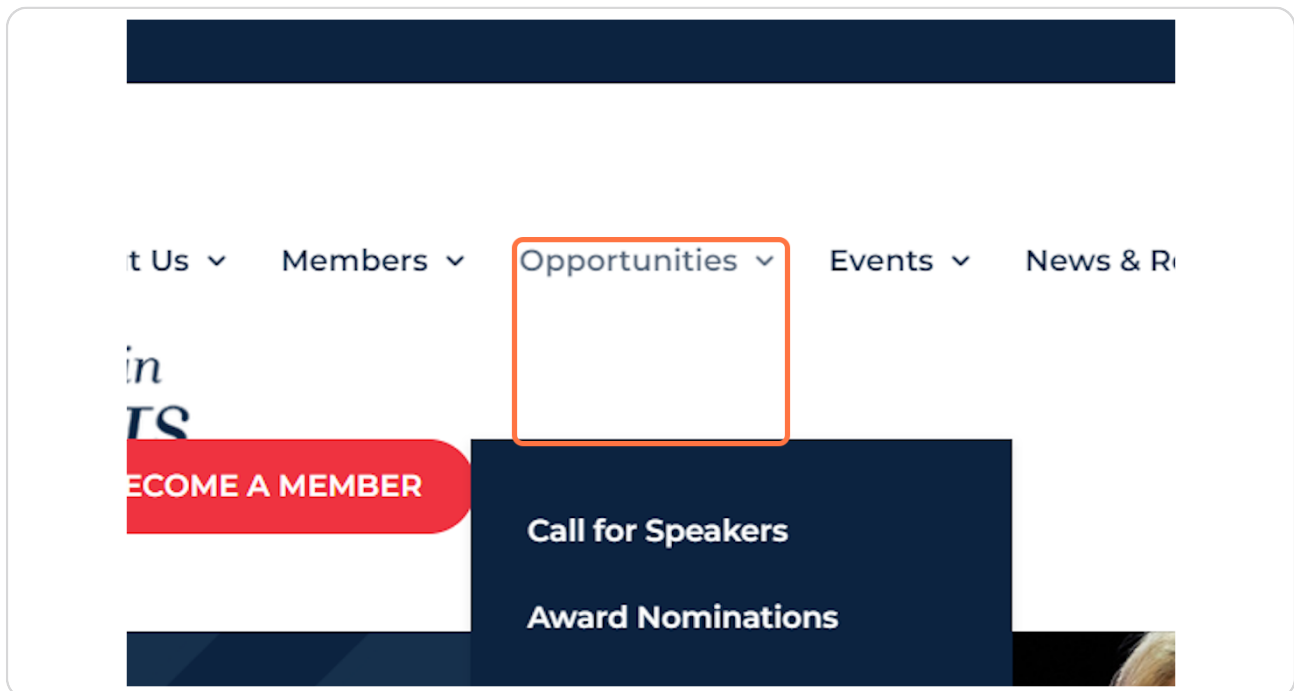


STEP 1

Go to the Women in Payments website: womeninpayments.org

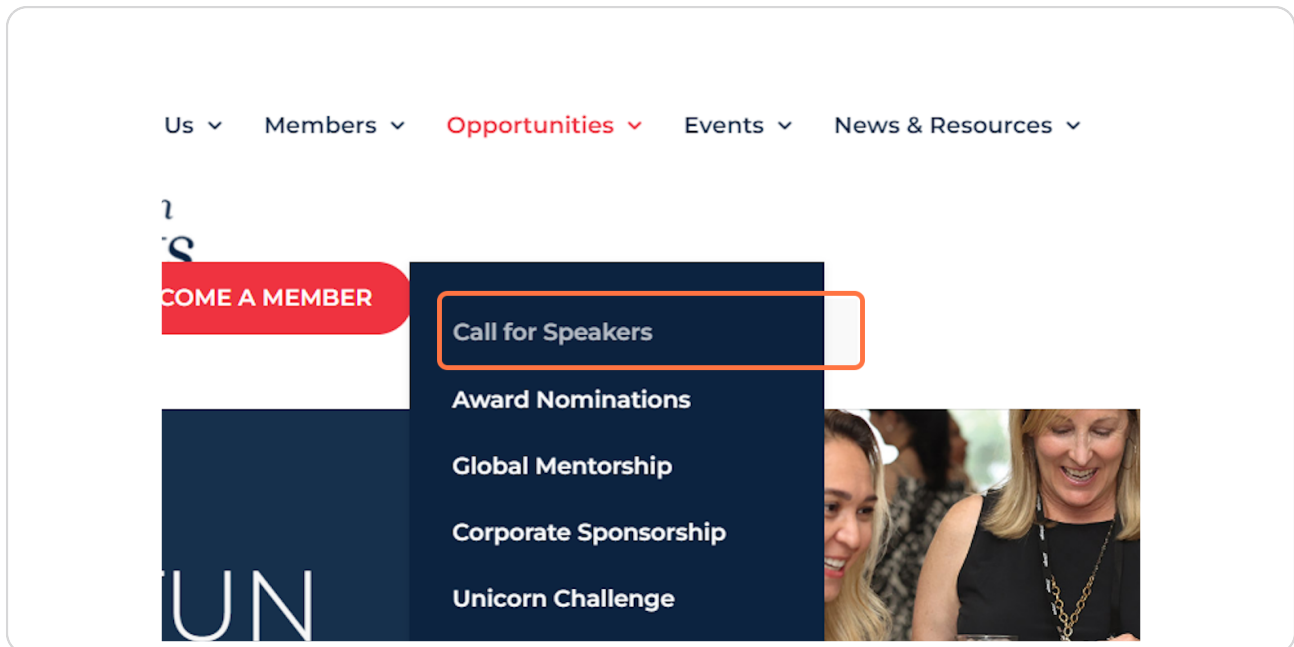
STEP 2

Navigate to the Opportunities tab.



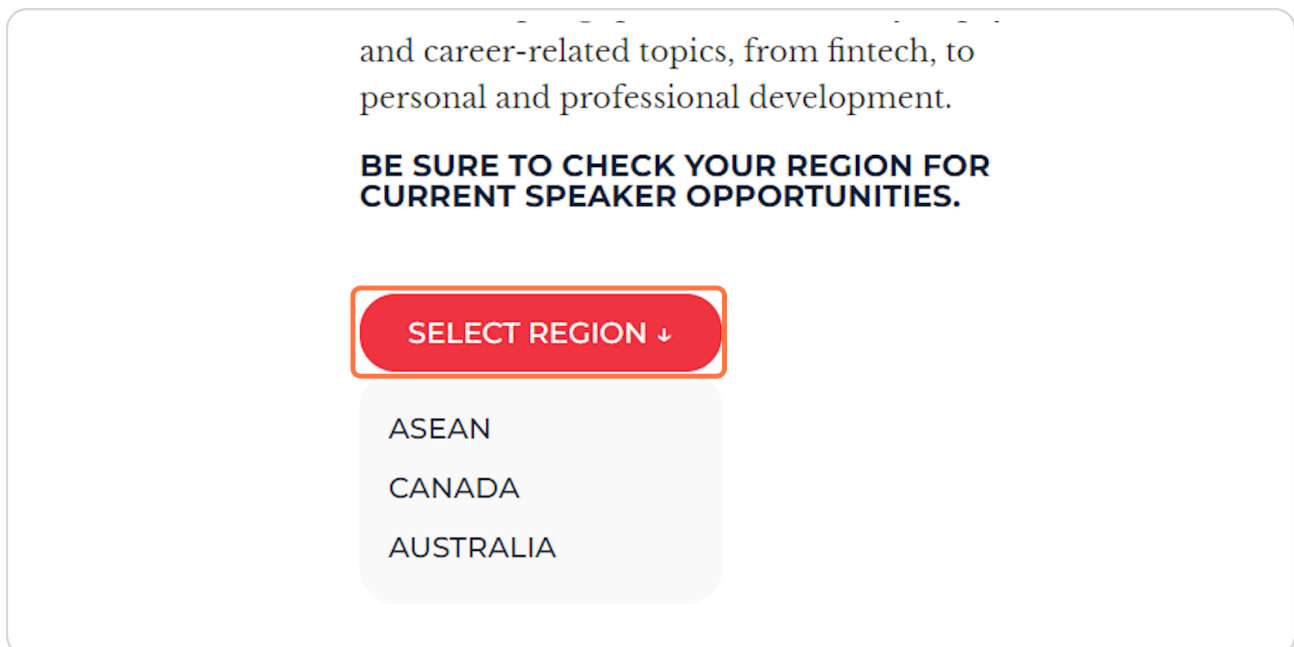
STEP 3

Click on Call for Speakers.



STEP 4

Scroll to the bottom of the page and Click on SELECT REGION to see current speaker opportunities.



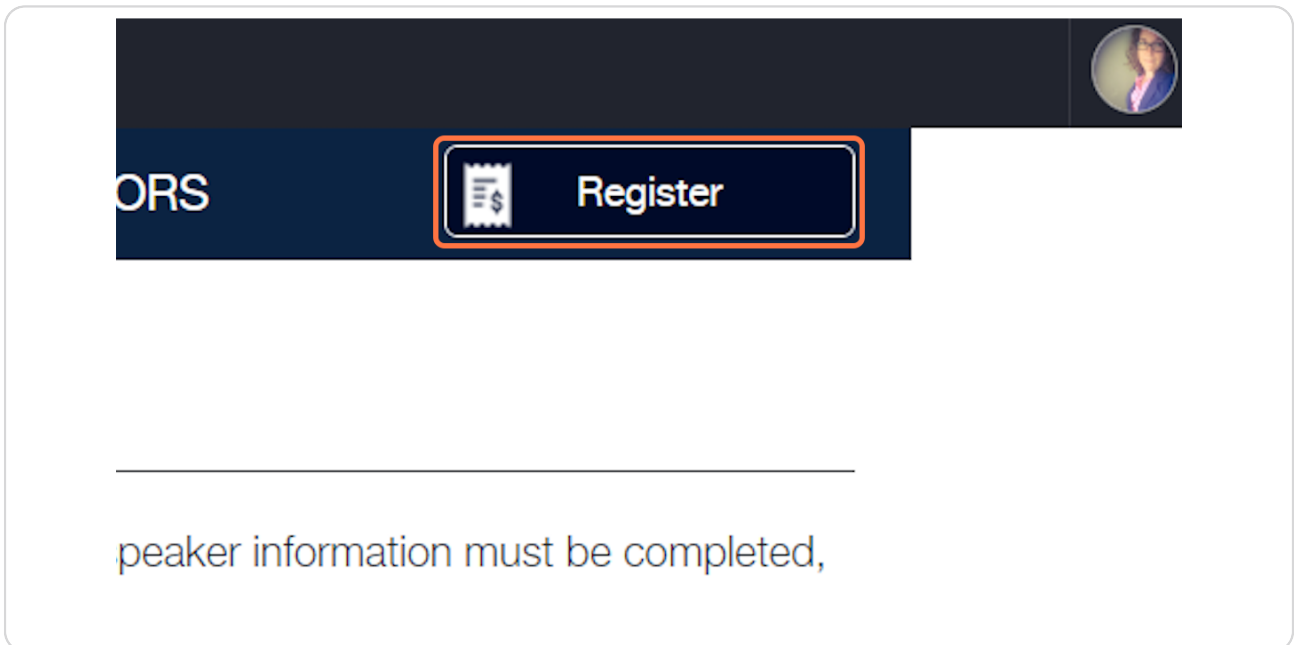
STEP 5

Before you apply view the application requirements by Clicking on SPEAKER REQUIREMENTS.



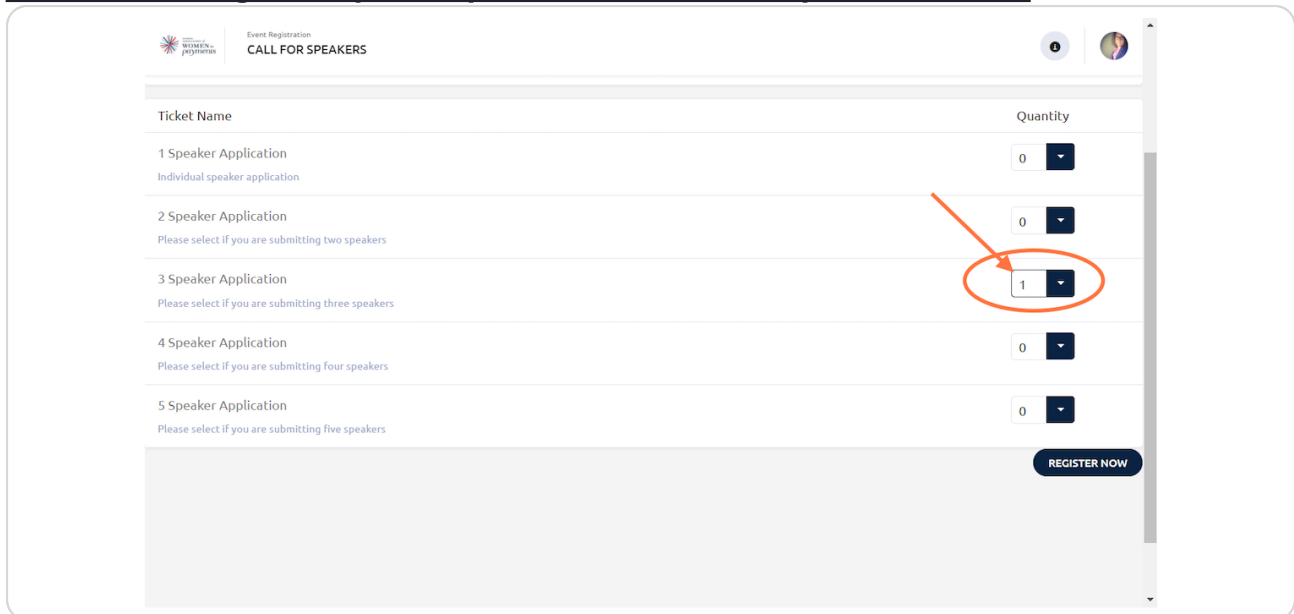
STEP 6

When you are ready, Click on Register to complete your application.



STEP 7

Select how many speaker applications you would like to submit by Clicking on the corresponding number. In the example below we are submitting 3 Speaker Applications. Regardless of the number of speaker applications you are submitting, the quantity column must always be set to 1.



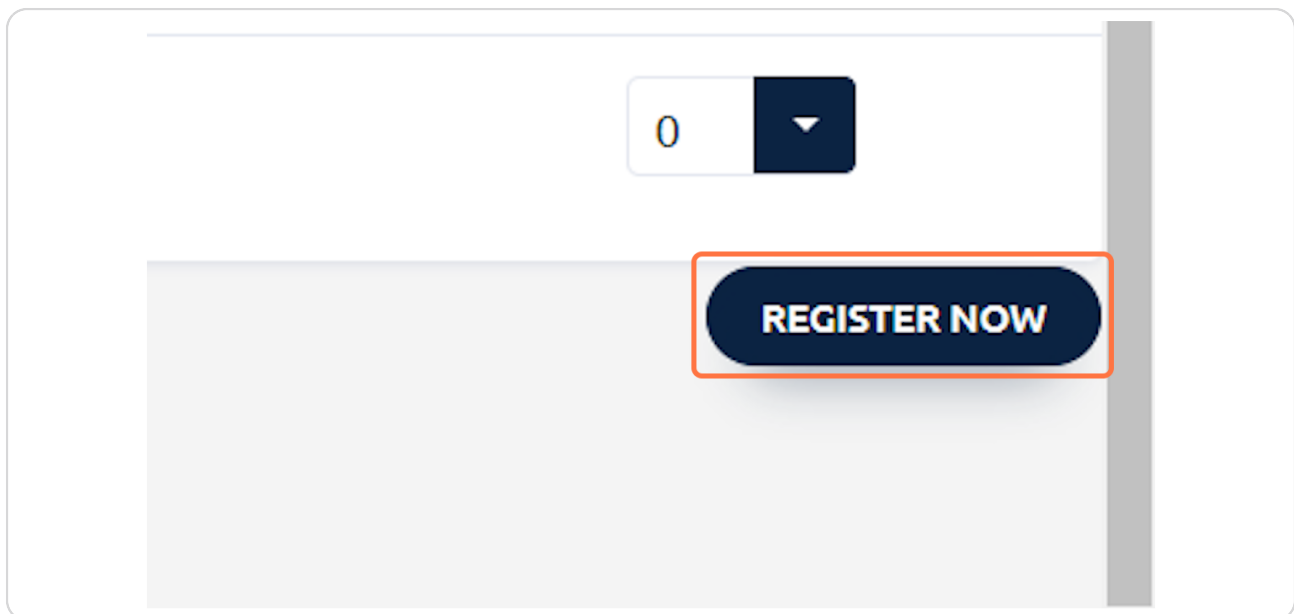
The screenshot shows a registration form titled "Event Registration CALL FOR SPEAKERS". It features a table with the following columns: "Ticket Name" and "Quantity".

Ticket Name	Quantity
1 Speaker Application Individual speaker application	0
2 Speaker Application Please select if you are submitting two speakers	0
3 Speaker Application Please select if you are submitting three speakers	1
4 Speaker Application Please select if you are submitting four speakers	0
5 Speaker Application Please select if you are submitting five speakers	0

A red circle highlights the quantity "1" for the "3 Speaker Application" row, with an orange arrow pointing to it. A "REGISTER NOW" button is located at the bottom right of the form.

STEP 8

To proceed to the next step, Click on REGISTER NOW.



This close-up view shows a dropdown menu with the number "0" and a downward arrow. Below it, a dark blue button with the text "REGISTER NOW" in white is highlighted with a red rectangular border.

STEP 9

Fill in the information for each individual speaker.

Event Registration
CALL FOR SPEAKERS

Use my Glue account information

CALL FOR SPEAKERS

Please choose ONE that is most applicable: *
Please select an option

Please choose all that apply: *
Select one or more options

Session Title *

Presentation Track *
Please select an option

Brief description of proposed session or subject matter: *

First Name *
First Name *

Last Name *
Last Name *

Email *

Speaker 1 - Organization *

Speaker 1 - Job Title *

Speaker 1 - Phone Number *
Speaker 1 - Phone Number *

Speaker 1 - Work Address *

Speaker 1 - Profile Photo *:
[Click here to upload a file](#)

Speaker 1 - Biography (Max 1000 characters) *

Speaker 2 - First Name *

Speaker 2 - Organization *

STEP 10

Once finished, Click on CONTINUE.

x 1000 characters) *

BACK CONTINUE

STEP 11

If you run into issues, please do not hesitate to reach out and ask for assistance by Clicking on contact us.

